

# CBCT – Referral Form



**Hollybush Dental Clinic**  
17 Hollybush Road,  
Crawley, West Sussex,  
RH10 8DU

E: reception.hollybush@  
colosseumdental.co.uk

colosseumdental.co.uk

Please make a referral by completing the form below and sending back to us using the contact details above. You can also book online via our website. If you have any questions, please feel free to give us a call on 01293 526861

## Patient Details

Name	
DOB	
Address	
Telephone	
Email	

## Referring Dentist Details

Name	
GDC No.	
Practice address	
Telephone	
Email	
Signature	

## Scan details

Type of Scan	<input type="checkbox"/> Cone Beam CT	<input type="checkbox"/> OPG/OPT
Scan Size (please indicate area on Diagram)	<input type="checkbox"/> Sectional <input type="checkbox"/> Quadrant <input type="checkbox"/> Mandible (Lower Jaw) <input type="checkbox"/> Mandible (Upper Jaw) <input type="checkbox"/> Both Jaws (If no teeth specified, full jaw will be scanned)	
CBCT Output Format	<input type="checkbox"/> DICOM file	<input type="checkbox"/> CS 3D Imaging Simple Browser
Justification for scan		
Scan template to be fitted	<input type="checkbox"/> Yes	<input type="checkbox"/> No
I will provide my own radiographic report	<input type="checkbox"/> Yes	<input type="checkbox"/> No

## Fees (£150 per arch/sextant for CBCT and £50 for OPT)

Please indicate who will pay for scan	<input type="checkbox"/> Patient	<input type="checkbox"/> Referrer	
For scan (plus cost of report)	<input type="checkbox"/> £150 (CBCT)	<input type="checkbox"/> £50 (OPG/OPT)	<input type="checkbox"/> £75 (report)

**Please note:** It is the referring practitioner's responsibility to ensure that all scans and radiographs are reviewed and reported appropriately in the clinical records, in compliance with IRMER 2000 regulations.

It is strongly recommended that all scans/radiographs are reported upon by appropriately trained individual to assess for any coincidental pathology.

Please let us know if you wish to make your own arrangements for the reporting.

# CBCT – Referral Form



**Cambourne Dental Clinic**  
Monkfield House, Monkfield Lane,  
Great Cambourne,  
Cambridgeshire, CB23 6AJ

E: [reception.cambourne@colosseumdental.co.uk](mailto:reception.cambourne@colosseumdental.co.uk)

[colosseumdental.co.uk](http://colosseumdental.co.uk)

Please make a referral by completing the form below and sending back to us using the contact details above. You can also book online via our website. If you have any questions, please feel free to give us a call on 01954 718585

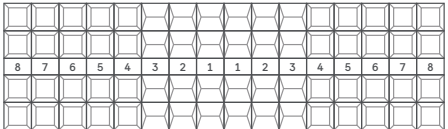
## Patient Details

Name	
DOB	
Address	
Telephone	
Email	

## Referring Dentist Details

Name	
GDC No.	
Practice address	
Telephone	
Email	
Signature	

## Scan details

Type of Scan	<input type="checkbox"/> Cone Beam CT	<input type="checkbox"/> OPG/OPT
Scan Size (please indicate area on Diagram)	<input type="checkbox"/> Sectional <input type="checkbox"/> Quadrant <input type="checkbox"/> Mandible (Lower Jaw) <input type="checkbox"/> Mandible (Upper Jaw) <input type="checkbox"/> Both Jaws (If no teeth specified, full jaw will be scanned)	
CBCT Output Format	<input type="checkbox"/> DICOM file	<input type="checkbox"/> CS 3D Imaging Simple Browser
Justification for scan		
Scan template to be fitted	<input type="checkbox"/> Yes	<input type="checkbox"/> No
I will provide my own radiographic report	<input type="checkbox"/> Yes	<input type="checkbox"/> No

## Fees (£150 per arch/sextant for CBCT and £50 for OPT)

Please indicate who will pay for scan	<input type="checkbox"/> Patient	<input type="checkbox"/> Referrer	
For scan (plus cost of report)	<input type="checkbox"/> £150 (CBCT)	<input type="checkbox"/> £50 (OPG/OPT)	<input type="checkbox"/> £75 (report)

**Please note:** It is the referring practitioner's responsibility to ensure that all scans and radiographs are reviewed and reported appropriately in the clinical records, in compliance with IRMER 2000 regulations.

It is strongly recommended that all scans/radiographs are reported upon by appropriately trained individual to assess for any coincidental pathology.

Please let us know if you wish to make your own arrangements for the reporting.

# CBCT – Referral Form



Gravesend Dental Clinic  
43 The Grove,  
Gravesend, Kent,  
DA12 1DP

E: reception.gravesend@  
colosseumdental.co.uk  
colosseumdental.co.uk

Please make a referral by completing the form below and sending back to us using the contact details above.  
You can also book online via our website. If you have any questions, please feel free to give us a call on 01474 333367

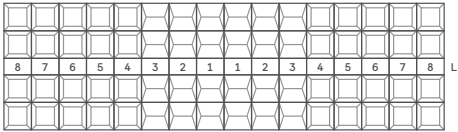
## Patient Details

Name	
DOB	
Address	
Telephone	
Email	

## Referring Dentist Details

Name	
GDC No.	
Practice address	
Telephone	
Email	
Signature	

## Scan details

Type of Scan	<input type="checkbox"/> Cone Beam CT	<input type="checkbox"/> OPG/OPT
Scan Size (please indicate area on Diagram)	<input type="checkbox"/> Sectional <input type="checkbox"/> Quadrant <input type="checkbox"/> Mandible (Lower Jaw) <input type="checkbox"/> Mandible (Upper Jaw) <input type="checkbox"/> Both Jaws (If no teeth specified, full jaw will be scanned)	
CBCT Output Format	<input type="checkbox"/> DICOM file	<input type="checkbox"/> CS 3D Imaging Simple Browser
Justification for scan		
Scan template to be fitted	<input type="checkbox"/> Yes	<input type="checkbox"/> No
I will provide my own radiographic report	<input type="checkbox"/> Yes	<input type="checkbox"/> No

## Fees (£150 per arch/sextant for CBCT and £50 for OPT)

Please indicate who will pay for scan	<input type="checkbox"/> Patient	<input type="checkbox"/> Referrer	
For scan (plus cost of report)	<input type="checkbox"/> £150 (CBCT)	<input type="checkbox"/> £50 (OPG/OPT)	<input type="checkbox"/> £75 (report)

**Please note:** It is the referring practitioner's responsibility to ensure that all scans and radiographs are reviewed and reported appropriately in the clinical records, in compliance with IRMER 2000 regulations.

It is strongly recommended that all scans/radiographs are reported upon by appropriately trained individual to assess for any coincidental pathology.

Please let us know if you wish to make your own arrangements for the reporting.

# CBCT – Referral Form



**Mawsley Dental Clinic**  
Medical Centre, School Road,  
Kettering, Northamptonshire,  
NN14 1SN

E: reception.mawsley@  
colosseumdental.co.uk

[colosseumdental.co.uk](http://colosseumdental.co.uk)

Please make a referral by completing the form below and sending back to us using the contact details above. You can also book online via our website. If you have any questions, please feel free to give us a call on 01536 799210

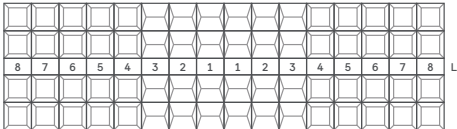
## Patient Details

Name	
DOB	
Address	
Telephone	
Email	

## Referring Dentist Details

Name	
GDC No.	
Practice address	
Telephone	
Email	
Signature	

## Scan details

Type of Scan	<input type="checkbox"/> Cone Beam CT	<input type="checkbox"/> OPG/OPT
Scan Size (please indicate area on Diagram)	<input type="checkbox"/> Sectional <input type="checkbox"/> Quadrant <input type="checkbox"/> Mandible (Lower Jaw) <input type="checkbox"/> Mandible (Upper Jaw) <input type="checkbox"/> Both Jaws (If no teeth specified, full jaw will be scanned)	
CBCT Output Format	<input type="checkbox"/> DICOM file	<input type="checkbox"/> CS 3D Imaging Simple Browser
Justification for scan		
Scan template to be fitted	<input type="checkbox"/> Yes	<input type="checkbox"/> No
I will provide my own radiographic report	<input type="checkbox"/> Yes	<input type="checkbox"/> No

## Fees (£150 per arch/sextant for CBCT and £50 for OPT)

Please indicate who will pay for scan	<input type="checkbox"/> Patient	<input type="checkbox"/> Referrer	
For scan (plus cost of report)	<input type="checkbox"/> £150 (CBCT)	<input type="checkbox"/> £50 (OPG/OPT)	<input type="checkbox"/> £75 (report)

**Please note:** It is the referring practitioner's responsibility to ensure that all scans and radiographs are reviewed and reported appropriately in the clinical records, in compliance with IRMER 2000 regulations.

It is strongly recommended that all scans/radiographs are reported upon by appropriately trained individual to assess for any coincidental pathology.

Please let us know if you wish to make your own arrangements for the reporting.

# CBCT – Referral Form



**Church Hill Dental Clinic**  
Church Hill, Midhurst,  
West Sussex,  
GU29 9NX

E: reception.churchhill@  
colosseumdental.co.uk

colosseumdental.co.uk

Please make a referral by completing the form below and sending back to us using the contact details above. You can also book online via our website. If you have any questions, please feel free to give us a call on 01730 810010

## Patient Details

Name	
DOB	
Address	
Telephone	
Email	

## Referring Dentist Details

Name	
GDC No.	
Practice address	
Telephone	
Email	
Signature	

## Scan details

Type of Scan	<input type="checkbox"/> Cone Beam CT	<input type="checkbox"/> OPG/OPT
Scan Size (please indicate area on Diagram)	<input type="checkbox"/> Sectional <input type="checkbox"/> Quadrant <input type="checkbox"/> Mandible (Lower Jaw) <input type="checkbox"/> Mandible (Upper Jaw) <input type="checkbox"/> Both Jaws (If no teeth specified, full jaw will be scanned)	
CBCT Output Format	<input type="checkbox"/> DICOM file	<input type="checkbox"/> CS 3D Imaging Simple Browser
Justification for scan		
Scan template to be fitted	<input type="checkbox"/> Yes	<input type="checkbox"/> No
I will provide my own radiographic report	<input type="checkbox"/> Yes	<input type="checkbox"/> No

## Fees (£150 per arch/sextant for CBCT and £50 for OPT)

Please indicate who will pay for scan	<input type="checkbox"/> Patient		<input type="checkbox"/> Referrer	
For scan (plus cost of report)	<input type="checkbox"/> £150 (CBCT)	<input type="checkbox"/> £50 (OPG/OPT)	<input type="checkbox"/> £75 (report)	

**Please note:** It is the referring practitioner's responsibility to ensure that all scans and radiographs are reviewed and reported appropriately in the clinical records, in compliance with IRMER 2000 regulations.

It is strongly recommended that all scans/radiographs are reported upon by appropriately trained individual to assess for any coincidental pathology.

Please let us know if you wish to make your own arrangements for the reporting.

# CBCT – Referral Form



Little London Dental Clinic  
31 Little London, Chichester,  
West Sussex, PO19 1PL

E: reception.littlelondon@  
colosseumdental.co.uk

colosseumdental.co.uk

Please make a referral by completing the form below and sending back to us using the contact details above.  
You can also book online via our website. If you have any questions, please feel free to give us a call on 01243 782878

## Patient Details

Name	
DOB	
Address	
Telephone	
Email	

## Referring Dentist Details

Name	
GDC No.	
Practice address	
Telephone	
Email	
Signature	

## Scan details

Type of Scan	<input type="checkbox"/> Cone Beam CT	<input type="checkbox"/> OPG/OPT
Scan Size (please indicate area on Diagram)	<input type="checkbox"/> Sectional <input type="checkbox"/> Quadrant <input type="checkbox"/> Mandible (Lower Jaw) <input type="checkbox"/> Mandible (Upper Jaw) <input type="checkbox"/> Both Jaws (If no teeth specified, full jaw will be scanned)	
CBCT Output Format	<input type="checkbox"/> DICOM file	<input type="checkbox"/> CS 3D Imaging Simple Browser
Justification for scan		
Scan template to be fitted	<input type="checkbox"/> Yes	<input type="checkbox"/> No
I will provide my own radiographic report	<input type="checkbox"/> Yes	<input type="checkbox"/> No

## Fees (£150 per arch/sextant for CBCT and £50 for OPT)

Please indicate who will pay for scan	<input type="checkbox"/> Patient	<input type="checkbox"/> Referrer	
For scan (plus cost of report)	<input type="checkbox"/> £150 (CBCT)	<input type="checkbox"/> £50 (OPG/OPT)	<input type="checkbox"/> £75 (report)

**Please note:** It is the referring practitioner's responsibility to ensure that all scans and radiographs are reviewed and reported appropriately in the clinical records, in compliance with IRMER 2000 regulations.

It is strongly recommended that all scans/radiographs are reported upon by appropriately trained individual to assess for any coincidental pathology.

Please let us know if you wish to make your own arrangements for the reporting.